

Make the sound using playdough to fill the letter shape:



Make the sound using letters:

Trace the letter:




Underline the letter:



sun

Write the letter:



Make the sound using playdough to fill the letter shape:



Make the sound using letters:


Trace the letter:




Underline the letter:

ant

Write the letter:



Make the sound using playdough to fill the letter shape:



Make the sound using letters:

Trace the letter:



Underline the letter:



tap

Write the letter:



Make the sound using playdough to fill the letter shape:



Make the sound using letters:

Trace the letter:




Underline the letter:




pig

Write the letter:

Handwriting practice lines consisting of two sets of three horizontal lines: a solid top line, a dashed middle line, and a solid bottom line.



Make the sound using playdough to fill the letter shape:



Make the sound using letters:

Trace the letter:



Underline the letter:



ink

Write the letter:

Two sets of handwriting lines, each consisting of a solid top line, a dashed middle line, and a solid bottom line, for practicing writing the letter 'i'.



Make the sound using playdough to fill the letter shape:



Make the sound using letters:

Trace the letter:



Underline the letter:

nuts

Write the letter:

Handwriting practice lines consisting of two solid orange lines and a dashed grey line in the middle, with a yellow pencil illustration at the end.

